

THE PRIORY ACADEMY
LSST

Masterclass Launch

2024/2025



The programme

The aims of Masterclass:

- To stretch and challenge high ability children
- To develop confidence in the children's learning
- To allow an opportunity for children to meet students from other primary schools
- To give children the opportunity to learn in a secondary school before Year 7
- To give children the opportunity to familiarise themselves with LSST



THE PRIORY ACADEMY
LSST

How is the programme structured?

Year 5
Year 6

Sept	Oct	Nov	Dec	Jan	Feb	Mar	Apr	May	Jun	Jul	Aug	Sept	Oct	
	<p>Launch to Year 5</p> <p>Oct 2024</p>	<p>Masterclass tests</p> <p>Saturday 16th November 2024</p>	<p>Parents/ carers informed of result</p>	<p>Tuesday Masterclass sessions (6 weeks) 25th February – 1st April 2025 4.00pm – 5.00pm</p> <p>Subjects available: English, Maths, Science, Geography, History, MFL.</p>									<p>Aptitude tests</p>	



THE PRIORY ACADEMY
LSST

How to apply?

- Read the document 'Arrangements for Masterclass Assessments' found on our website.
- Complete the application form through Forms which is available at the link on our website.
- Please complete your application form no later than Friday 8th November 2024.



THE PRIORY ACADEMY
LSST

Assessments

- Assessments will take place on Saturday 16th November 2024.
- Your child will sit a baseline test in the subject which they would like to study – you may choose one subject.
- The test will last approximately 45 minutes.
- Arrive at the Sixth Form Common Room no later than 8.45am to start the test at 9.00am (English, Science, Geography)
- Arrive at the Sixth Form Common Room no later than 10.00am to start the test at 10.15am (Maths, History, MFL)
- The test will take place in the New Hall.
- Parents will be able to wait in the Common Room during the tests.
- Refreshments will be available to purchase.



What happens next?

- The assessments will be marked and the top 20 performing students in each subject will be successful in gaining a place on the programme of their choice.
- Parents/carers will be notified via the email you provide in your application on 'Q11: Parent/carer email address' by the end of December whether their child has been successful or not.
- If you have any questions please contact Mrs A Thatcher on athatcher@prioryacademies.co.uk



Thank you



THE PRIORY ACADEMY
LSST

English

Have you heard any of these sayings?



English

Each of these well-known morals (or life lessons) comes from **Aesop's Fables**.

Aesop was a slave in **ancient Greece** who earned his freedom by telling fables.

Since then, his stories have been read, taught and sung about for **generations!**

The key to a **fable** is that it is a **short tale** which **teaches a moral lesson**.

(but that can leave a lot of story out!)

So, over the course of 6 weeks, we will take one of Aesop's fables and expand on it to create the full story!



THE PRIORY ACADEMY
LSST



English

Lesson	Activities
1	What makes a good description?
2	Developing our key characters.
3	Creating our setting.
4	Exploring the 'zoom technique'.
5	Planning our story and writing the opening.
6	Finishing our full story.



Mathematics:

Can you answer this question?

Nadiya is baking a cake. The recipe says that her cake should be baked in the oven for 1 hour and 35 minutes. She puts the cake in the oven at 11:40 am. At what time should she take the cake out of the oven?

- A 12:15 pm B 12:40 pm C 1:05 pm D 1:15 pm E 2:15 pm



If you got the answer then you are already showing signs of being a master at maths.



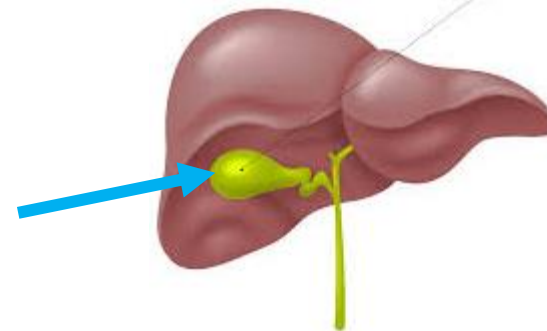
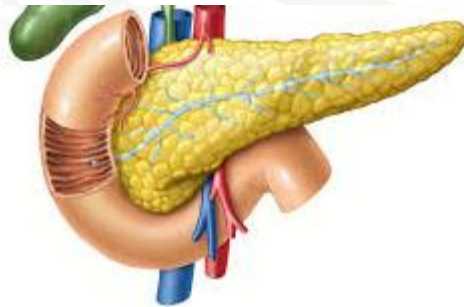
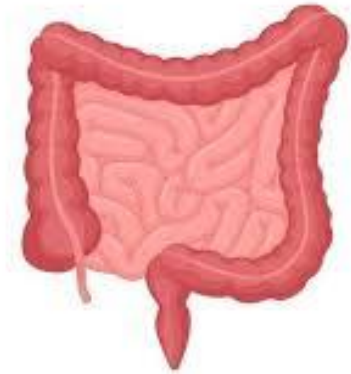
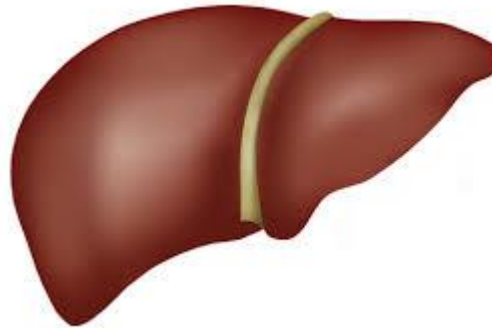
Mathematics

Lesson	Activities
1	Using a Pair of compasses to accurately construct.
2	Bisecting a line and finding the circumcentre of a triangle.
3	Practical construction problems.
4	Use of Isometric paper to draw 3d shapes when given plans and elevations.
5	Experimental and theoretical probability.
6	Spotting the pattern in a sequence, using algebra to predict later terms in the sequence.



Science

Can you name any of these organs?



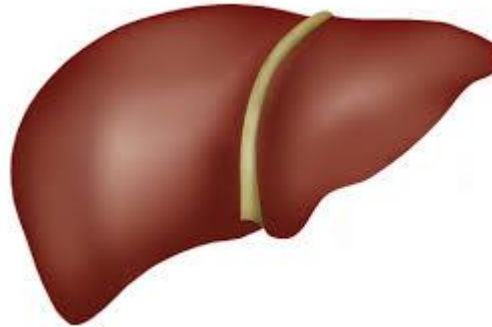
THE PRIORY ACADEMY
LSST

Science

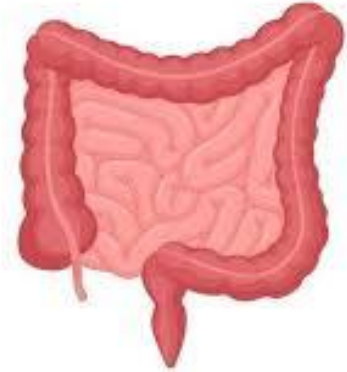
stomach



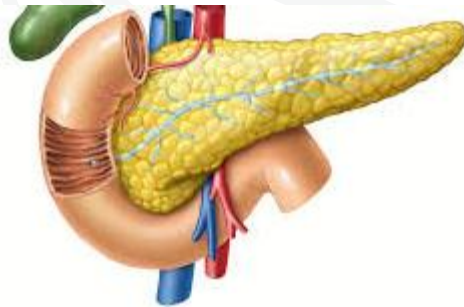
Liver



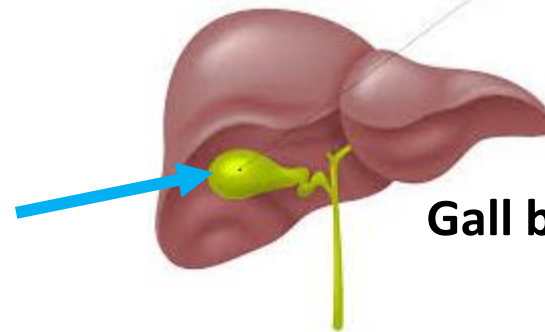
Small and large intestines



Pancreas



Gall bladder



Science



- In the 6 week science program we will be investigating '**The human body and the chemistry of food?**'
- We will cover concepts from across KS3 and 4
- You will get the chance to work in a fully equipped science lab
- You will explore organisms from cells to systems, with a focus on the digestive system and food

What do our digestive organs do?

What is our food **really** made out of?



THE PRIORY ACADEMY
LSST

Science - Overview

Lesson	Activities
1	Introduction to the Lab and Microscopy
2	Introduction to the Human Digestive System
3	Modelling the Digestive System
4	The Chemistry of Food
5	Skeletons and X rays
6	Review and Presentation of our Findings



History Master Class 2024

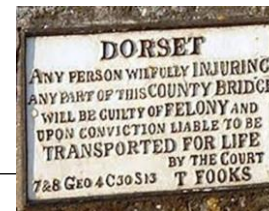


**The History of Migration
to and from Britain**


What will you learn about?



WEEK 1	Introduction to the History of Migration.
WEEK 2	Were the Anglo-Saxons invaders or founders?
WEEK 3	What were the experiences of Irish and Jewish migrants to Britain?
WEEK 4	Why do Americans speak English?
WEEK 5	Why did Britain send criminals to Australia?
WEEK 6	What was The Windrush?



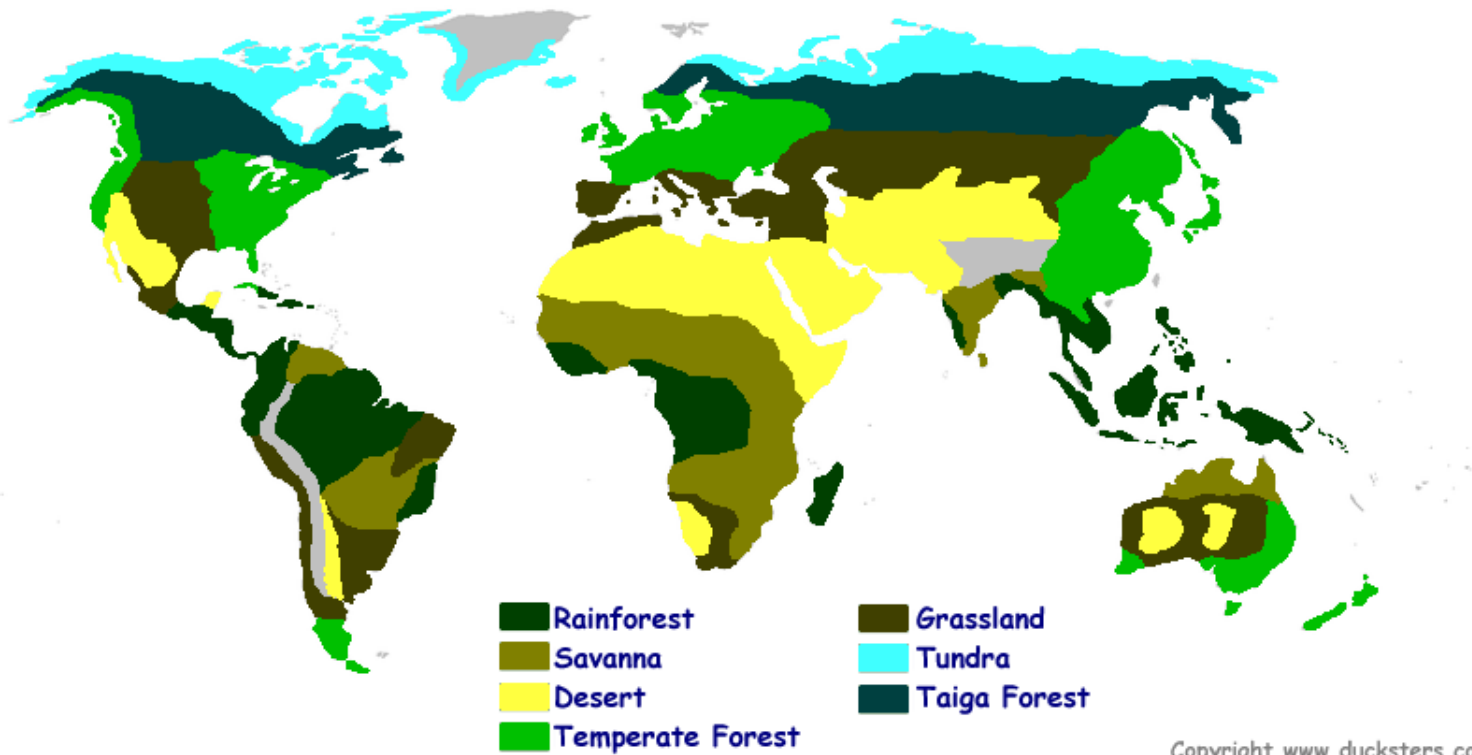
Each week we will add our evidence to a world map and by week six you will have completed your very own historical investigation helping you to better understand the story of British Migration, and maybe you can even tell other people what you have learned.....



Why should we study the History of migration?...
Because historically speaking.....



Geography



Copyright www.ducksters.com



THE PRIORY ACADEMY
LSST

Characteristics



THE PRIORY ACADEMY
LSST

Threats



THE PRIORY ACADEMY
LSST

Management



THE PRIORY ACADEMY
LSST

Modern Foreign Languages

FRENCH

Students will discover new French vocabulary and develop valuable language skills through stories, songs and learning about French culture.





Recette de la pâte à crêpes

Ingédients

250 g de farine
tamisée ou fluide

4 œufs


Étapes de la recette

1. Faites fondre le beurre et chauffez légèrement
le lait pour éviter les grumeaux

2. Mélangez la farine tamisée, le sel, le sucre



Le bonhomme de pain d'épice se mit à rire et dit : « Vous pouvez toujours
courir ! Vous ne m'attraperez pas ! Je suis le bonhomme de pain d'épice ! »



la sorcière



la belle-mère



la cage



le coffre



Learn about:

- Food
- Numbers
- Animals
- Days of the week
- Dates
- Descriptions

Through songs, stories and learning
about traditions

**Gain important language skills all whilst
story telling, singing and having lots of
fun!**




THE PRIORY ACADEMY
LSST

French Overview

Lesson	Activities
1	Introduction to France and to each other
2	Le Chandeleur - French traditions
3	La Chenille qui fait des trous – The Very Hungry Caterpillar
4	Le bonhomme de pain d'épices – The Gingerbread Man
5	La lièvre et la tortue – the Hare and the Tortoise
6	Pâques - Easter



Please scan the QR code to apply for
Masterclass through our website



THE PRIORY ACADEMY
LSST